











Small Steps for Sentence Writing

Y3	Main Written Outcomes	Writing Stem Book	Small steps to teach each term – sentence writing	Authorial Technique
Autumn 1	Inform 3 weeks Narrative with a character focus Biography	The Matchbox Diary 	<ul style="list-style-type: none"> • Spend the first half-term of ensuring that all children understand the sentence writing small steps from KS1 and can use these ideas with fluency and automaticity. • There are three main types of sentence: simple sentences, compound sentences and complex sentences. • Compound sentences have two clauses, joining two simple sentences with a coordinating conjunction – ‘and’, ‘but’ or ‘so’ 	Past tense verb forms
	Explain 4 weeks Machine instructions	FArTHER 	<ul style="list-style-type: none"> • Features of a set of instructions • Use of coordinating and subordinating conjunctions • Recap punctuation, • Commands • Noun phrases 	Sensory Imagery
Autumn 2	Inform - report 3 weeks Information text – Poster Non-chronological report	Until I met Dudley 	<ul style="list-style-type: none"> • Simple sentences are made of one clause which has a noun and a verb. • A complex sentence has a main clause and a subordinate clause. • We use paragraphs to group sentences that are about the same topic or idea. • We usually show the separation between paragraphs by leaving a blank line to make it easier for the reader. 	Vary sentence length
	Entertain - story 3 weeks Narrative with a setting focus - Sequel	Winter's Child 	<ul style="list-style-type: none"> • Complex sentences use commas to separate multiple clauses. • The nouns and verbs in any clause can be extended using adverbs. • Y2-Recap suffixes from Y2 Grammar lesson/s (er, est, ly,ful, ness Simple past ed) • Y2-Apostrophes from Y2 Grammar lesson/s – contractions • Possession apostrophes for plural nouns 	Sensory Imagery Smilie
	Entertain - poem 1 week Poetry Descriptive Poem	<i>Christmas focus</i>	<ul style="list-style-type: none"> • Features of a poem • Types of poem e.g Kenning, Acrostic, Free Verse 	Sensory Imagery Onomatopoeia Simile Rhyme

Small Steps for Sentence Writing

Spring 1	<p>Argue – persuasion 3 weeks Persuasive text</p>	<p>The Ever-Changing Earth</p> 	<ul style="list-style-type: none"> • Know when to use 'a' or 'an' for a word beginning with a consonant or a vowel • <i>Nouns can be formed with different prefixes e.g. super-, anti-, auto-</i> • Prefix – un 	Subheading
	<p>Inform - recount 3 weeks Narrative with a setting focus Diary</p>	<p>Escape from Pompeii</p> 	<ul style="list-style-type: none"> • Where-adverbs give more information about where the verb is happening (under, below, behind). • Where-adverbs are also called 'prepositions'. • When we are writing in the past tense, we most often use the simple past (she jumped / she went outside). • We use the present perfect verb form to say that something has only just happened. • To use the present perfect verb form, we use 'has' and then a simple past tense verb (has jumped / has gone outside). 	Past perfect verb form
Spring 2	<p>Argue - persuasion 3 weeks Recount Letter for real purpose</p>	<p>Pride</p> 	<ul style="list-style-type: none"> • In non-fiction writing, we use headings and sub-headings to introduce what a section of the text is all about. 	Hypothetical Q – how would you feel ...? Vary sentence length
	<p>Entertain - play 3 weeks Narrative with a character focus Speech/Drama</p>	<p>Little Red Riding Hood</p> 	<ul style="list-style-type: none"> • We use inverted commas to show when a character is speaking in our writing. • An inverted comma goes before the character begins to speak and at the end of what they say. • When a new character starts speaking, we start a new line • We always use a piece of punctuation before the closing inverted comma when punctuating direct speech. • We use a comma, an exclamation mark or a question mark at the end of the speech when the inverted commas are followed by a verb e.g. "You're right!" exclaimed Max. 	
Summer 1	<p>Entertain - story 3 weeks Narrative with a setting and character focus <i>Description Story – retelling</i></p>	<p>Flotsam</p> 	<ul style="list-style-type: none"> • Consolidation of all objectives taught so far • Where-adverbs are also called 'prepositions'. • We can describe nouns carefully by turning them into noun phrases using adjectives and other words 	Sensory imagery

Small Steps for Sentence Writing

	<p>Entertain - poem 2 weeks Poetry Nonsense Poems</p>	<p>Jabberwocky</p> 	<ul style="list-style-type: none"> • Features of a poem • Types of poem e.g. Kenning, Acrostic, Free Verse, Couplet, Tanka etc. • We can describe nouns carefully by turning them into noun phrases using adjectives and other words. • Know when to use 'a' or 'an' for a word beginning with a consonant or a vowel 	<p>Consonance (repeated consonant sounds) Simile Rhyme</p>
	<p>Inform 1 - 2 lessons Information Text Non chronological report</p>	<p><i>History</i></p>	<p>Recap</p> <ul style="list-style-type: none"> • Where-adverbs are also called 'prepositions'. • When we are writing in the past tense, we most often use the simple past (she jumped / she went outside). 	
Summer 2	<p>Inform - recount 2 lessons Recount of a real experience</p>	<p><i>Earth Science centre Summer Trip</i></p>	<ul style="list-style-type: none"> • Time connectives • Suffix 'ed' • Chronology • We use paragraphs to group sentences that are about the same topic or idea. • Pronouns are words used to replace proper nouns, such as 'it', 'she', 'he', 'they'. • Apostrophes are used to mark plural possession (knowing the difference between singular and plural) e.g., the girl's room, the girls' room 	
	<p>Argue - persuasion 3 weeks Inform/Persuade</p>	<p>The Selfish Giant</p> 	<ul style="list-style-type: none"> • Consolidation of all objectives taught so far • There are three main types of sentences: simple sentences, compound sentences and complex sentences. • Compound sentences have two clauses, joining two simple sentences with a coordinating conjunction – 'and', 'but' or 'so' • We can describe nouns carefully by turning them into noun phrases using adjectives and other words. • We can add description to our verbs using when-adverbs, where-adverbs and how-adverbs. • We use paragraphs to group sentences that are about the same topic or idea 	<p>Sensory imagery Smilie Varied sentence length</p>
	<p>Entertain - story 3 weeks Narrative with a setting and character focus - retelling</p>	<p>Riddle of the Runes</p> 	<ul style="list-style-type: none"> • Consolidation of all objectives taught so far • We can describe nouns carefully by turning them into noun phrases using adjectives and other words. • We use paragraphs to group sentences that are about the same topic or idea. • We use inverted commas to show when a character is speaking in our writing. • We always use a piece of punctuation before the closing inverted comma when punctuating direct speech. 	<p>Sensory imagery</p>

Small Steps for Sentence Writing

Book Summary

Autumn 1	<p><i>The Match Box Diary</i> - When a little girl visits her great-grandfather, she asks about the collection of matchboxes harboring objects she can hold in her hand, each one evoking a memory. Together they tell of his journey from Italy to a new country, before he could read and write: the olive pit his mother gave him to suck on when there wasn't enough food; a bottle cap he saw on his way to the boat; a ticket still retaining the thrill of his first baseball game. Newbery Medalist Paul Fleischman and acclaimed illustrator Bagram Ibatoulline tell a breathtaking immigration tale with appeal across generations.</p>
	<p><i>FATHER</i> - A young boy, bewitched by his father's unrelenting passion to fly; a desperate craving that absorbs his every waking minute, finds himself entranced by the dream. When his father goes to war and does not return it seems the spell is broken. Much later, the boy, now a young man finds himself drawn once more to his father's drawings and failed experiments. Finally able to make his father's dream a reality, he flies. Will his own son be visited by this unrelenting passion?</p>
	<p><i>Until I Met Dudley</i>" contrasts childlike, imaginative explanations of how things work (like dishwashers, vacuum cleaners, and toasters) with factual, scientific explanations</p>
	<p><i>The Winter Child</i> is a beautifully written and illustrated winter-themed fantasy story about kindness, imagination, and the magic of belief.</p>
Spring 1	<p><i>The Ever-Changing Earth</i> is a beautifully illustrated narrative that blends scientific history with imaginative storytelling. It follows two children—Kûn and Solveig—who live on opposite sides of the world. Through their eyes, we explore how the Earth has transformed over millions of years, from its fiery beginnings to the present day.</p>
	<p><i>Escape from Pompeii</i> tells the gripping story of the catastrophic eruption of Mount Vesuvius in AD 79, through the eyes of a young girl named Livia who lives in the ancient city of Pompeii. The narrative vividly describes daily life in the bustling Roman town and the terrifying moments when the volcano erupts, forcing residents to flee for their lives. The book combines historical facts with a dramatic, emotional story, supported by rich, detailed illustrations that bring Pompeii and the disaster to life. It provides insight into Roman culture, architecture, and the sudden impact of natural disasters.</p>
Spring 2	<p><i>Pride</i> -This book tells the true story of Harvey Milk, one of the first openly gay elected officials in America. Harvey loved his city, San Francisco, and he wanted everyone to be treated fairly and with kindness, no matter who they were. Harvey helped create a special symbol—the rainbow flag—which shows the colours of the LGBTQ+ community. The flag means pride, hope, and acceptance for all people. The story shows how Harvey stood up for what was right, even when it was hard. His courage inspired many people to celebrate who they are and to fight for equal rights. The rainbow flag, with its bright colours, still flies today around the world as a sign of love and pride.</p>
	<p><i>Little Red Riding Hood</i> - is a classic fairy tale by Charles Perrault about a young girl who travels through the woods to visit her sick grandmother. Along the way, she meets a clever wolf who tricks her into revealing where she is going. The wolf reaches the grandmother's house first and disguises himself to deceive Little Red Riding Hood. The story is known for its suspenseful plot and moral lesson about the dangers of trusting strangers.</p>

Small Steps for Sentence Writing

Summer 1	<p>Jabberwocky- "Jabberwocky" is a nonsense poem written by Lewis Carroll about the killing of a creature named "the Jabberwock". It was included in his 1871 novel <i>Through the Looking-Glass</i>, the sequel to <i>Alice's Adventures in Wonderland</i>. The book tells of Alice's adventures within the back-to-front world of the <i>Looking-Glass</i> world.</p>
	<p>The Selfish Giant - is a story about a giant who owns a beautiful garden. One day, he builds a high wall and stops children from playing in his garden. Without the children, the garden becomes cold and gloomy, and spring never comes. But one day, the giant sees a little boy inside the garden, and his heart changes. He lets the children come back, and the garden blooms again with flowers and sunshine. The story teaches us about kindness, sharing, and how love can bring happiness.</p>
Summer 2	<p>Flotsam is a word for things that wash up on the shore after being lost at sea. This picture book tells the story of a boy who finds an old underwater camera on the beach. When he develops the pictures inside, he discovers amazing and magical underwater scenes—like sea creatures playing, underwater cities, and mysterious objects from far away. The story has no words, just beautiful pictures that let you imagine a fantastic underwater world full of surprises. <i>Flotsam</i> shows us how a simple thing, like a camera, can open the door to adventure and wonder.</p>
	<p>Riddle of the Runes is a story about mysterious ancient symbols called runes. The story follows a young character who tries to solve a tricky riddle using these magical runes. Along the way, they learn about history, bravery, and the power of thinking carefully. The runes help unlock secrets from the past and show how puzzles can be fun and important to solve.</p>