

Acorns Home learning Summer 1 Week 4 W.B 11.5.20

Hello Acorns!

How are you all? I'm fine but missing school terribly. When we get back together again we will be able to tell each other all the fun things we have been doing at home. School is still the same, no building work or new doors, the building and the staff are still there, waiting to welcome you all back.

Reading and understanding

Try and go to the home learning page on St. Johns School website and listen to Mrs. Davis reading 'The teeny tiny tadpole '

Or Mrs. Coates reading 'The singing mermaid'. Did you enjoy them? Can you think of two questions to ask your adult?

Handwriting and pencil control

Keep practising your handwriting, you should be quite good at writing your name now.

Here are some key words, see how many you know. Can you practise writing them? Ask your adult to write them on a piece of paper for you. You may want to write over the top or try to be independent and copy them

Don't forget Acorns rule. Feet on the floor, bottom back and brake on.

Other good words to be able to read and write:						
Set 10	his	but	that	with	can	put
	up	look	day	of	went	look
	this	dog	going	big	they	yes
	see	on	away	mum	play	want
	for	dad	cat	am	get	

Maths and Science

- Practise counting forwards to 20. Practise lots of times using a different action each time, e.g. clapping, marching, jumping, and hopping. Start at different numbers (1, 5, 11, 16). See if you can then count backwards from 10 to 0 then 20 to 0.
- Use Lego/Duplo bricks or blocks to make different sized towers. Now put the towers in order from the shortest to the tallest. Can you make a tower as tall as yourself or your favourite teddy? How many blocks did you use?
- Complete the following sheet by cutting and sticking the numbers in the correct place. If you do not have scissors and glue, you could just write the missing numbers in the boxes.

Ordering to 20 Cut and Stick Activity Sheet

1		3	4			7			10
11			14		16		18	19	

This week's rule is Try to help each other.

Ask your adult is there a job you can do for them. You could help by keeping your floor tidy in your bedroom, taking your dinner plate to the kitchen or washing up. What about helping your brother or sister? Don't forget the way we ask Mrs Alexander if there are any jobs to do or when we go and ask for a key from the office. How many different ways can you think of ways to help? Sometimes just a hug is enough.

Following instructions

Making playdoh today for the kids. Best color ever! Easy and cheap.....👍😊

1 cup flour
1/2 cup salt
2 tsp cream of tartar
1 cup water
1 tbsp oil
Food color

Mix water with oil and food color in a pott, mix flour, salt and cream of tartar together and stir it in the water/oil mix well.

Warm it up low on the stove that it turn to a dough.

Take the dough out of the pott and let them cool down!









Have fun.😊👍

Physical Education and sometimes OT

Have a look at the home learning page, Wellbeing, Sun Salutation by Mrs Jenkins. Try it out; it may make you feel really good.

I have left this on here as I would like you to try these exercises if you can.

Quick ways to CALM down! Sea Life Sensory Solutions.

			
Puffer Fish Puff	Clam Cuddle	Turtle Tongue	Starfish Stretch
Puff your cheeks like a puffer fish!	Cuddle yourself like a clam.	Poke your tongue out like a turtle pokes out its neck.	Stretch out like a starfish.
Fill your cheeks with air and hold for 5 seconds.	Place your hands on the opposite shoulders and squeeze.	Stick your tongue out and quickly hide it again.	Place your arms up over your head and stretch out wide. Stretch your legs out wide too.
			

THINGS TO REMEMBER

You don't have to be perfect

Having a bad day is ok

Small steps are also progress

Asking for help is strength

People love and appreciate you

Try your best to do these exercises for 5 minutes every day. You could ask your brothers and sisters to join in.

Try to keep all your home learning in one place. If you can't find your colouring pencils, ask your adult to take photos and send them to school or the new school facebook page.

Don't forget you can look up free resources on:-

www.elsasupport.co.uk

www.purplemash.com/sch/stjohnsfs