

Year 4 Home Learning Summer Term 1 Week 5

Hello Year 4

We hope everyone is well and keeping busy at home learning, creating, exercising, and playing. It is great to see everyone having a go at the activities, we do appreciate it can be difficult – please just try your best! Remember we would like you to try and do one English activity, Maths activity and topic activity each day, in the order as they appear. Please also use TT Rockstars and Spelling shed when you can, to keep improving your times table and spelling knowledge. We also hope you are enjoying lots of reading too!


Do remember to say hello and share anything you have been busy doing through our year 4 email. It is so lovely to hear from you and see how everyone is. Our email is: year4stjohns@educ.somerset.gov.uk .

Have a great week of fun and learning.

Best Wishes, *Mr Bowman, Mrs Scruby and Mrs Jackson.*

English – The Butterfly Lion

This week we are reading 'The Butterfly Lion' by Michael Morpurgo.



"All my life I'll think of you, I promise I will. I won't ever forget you."

Bertie rescues an orphaned white lion cub from the African veld. They are inseparable until Bertie is sent to boarding school far away in England and the lion is sold to a circus. Bertie swears that one day they will see one another again, but the butterfly lion ensures that their friendship will never be forgotten.

The full version of this story is on our school website under Home Learning- Story Time Key Stage 2.

Activity 1: Listen to listen to Chapters 1-7 of The Butterfly Lion read aloud by Mrs Butler-Stroud. As you listen make a note of any words you aren't familiar with.

Activity 2: Listen to chapters 8-14 and continue to make notes of any words you haven't heard before. Talk to an adult about the story.

Activity 3: With your list of unfamiliar vocabulary from yesterday use a dictionary to unravel their meaning and write a definition for each one in your own words in your purple book.

Activity 4: Write a diary entry from Bertie's point of view for the day when he first saw the lion cub. Remember to write it in the first person, use the past tense and really try to imagine how Bertie must have felt.

Activity 5: Write a list of arguments 'for' and 'against' Bertie's family keeping the white lion cub. What do you think should have happened and why?

Maths

Activity 1: Make a list of the animals named in the book and then use a Venn diagram to sort them into different groups.

Just to remind you a Venn Diagram looks like this

You could group them into carnivores, herbivores or omnivores (in the middle section), or animals with tusks, animals without and animals who are more than a metre long.

Activity 2: Next we are going to be thinking about time. Using a calendar fill in the gaps



There are ___ months in a year.

There are ___ days in February.

___ months have 30 days, and ___ months have 31 days.

There are ___ days in a year and ___ days in a leap year.

Complete the table.

Number of days	Number of weeks
	5
49	
	12

And work out the answer to this problem.

Sally is 7 years and 2 months old.

Macey is 85 months old.

Who is the oldest?

Explain your answer.

Activity 3: Watch this video about how to convert analogue time to digital time using the 24 hour clock.

[BBC Bite Size Converting Analogue to Digital](#)

Now have a go at playing this game on Maths Frame. Make sure you select 24 hour clock.

[Maths Frame Telling the time](#)

Activity 4: Three children are meeting in the park.

Rosie says,



We are meeting at 14:10.

Teddy says,



We are meeting at 02:10 p.m.

Eva says,



We are meeting at ten to two.

Will all the children meet at the same time?
Explain your answer.

Activity 5:

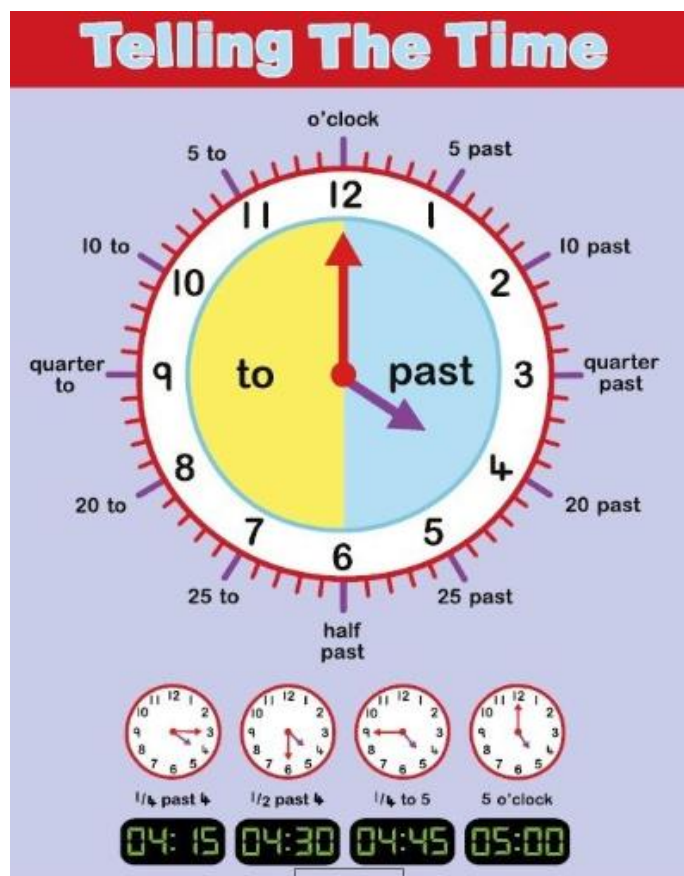
Using a mobile phone or the internet find out about the time differences between Frome, Johannesburg in South Africa, Tobago and Manaus in Brazil. What is the time in each place now? Can you record it using the 24 hour digital clock?

ACTIVITY 6!

Use this poster to practise telling the time on an analogue clock whilst in lockdown. If you have an analogue clock at home, use that as well; alternatively use this [analogue clock](#) on the internet.

This activity should be ongoing, practise every day even weekends and holidays.

Telling the time is important as you will use it for the rest of your life!



Topic

Science

Activity 1: Report on white lions.

Research and find facts about white lions. Discover and collect information about their habitats, hunting, appearance, and survival. Here are a few sources to help your search: <https://www.thoughtco.com/white-lion-4767233> and https://kids.kiddle.co/White_lion. Check YouTube videos to further learn about these animals.

Present your report in any of the below ways:

- A fact file
- A non-chronological report (just like the dragon reports we did at school)
- Create your own TV style nature documentary

Geography and history

Activity 2: Hillside chalk art

In the book Bertie and Millie carved a lion out of the chalk in the hillside. These ancient decorations can be found all over England. Using the internet, books, and perhaps local knowledge research the Westbury white horse, in Wiltshire, England.

Investigate and answer the questions below in your purple book:

- 1) How are hillside chalk drawings made?
- 2) Why are horses often used in chalk drawings?
- 3) Why are drawings always found on the side of a hill?
- 4) When was the Westbury white horse first created? Why is it difficult to be sure?
- 5) What changes were made to the Westbury white horse in the 1950's?

Art:

Activity 3: Hillside chalk art

Further research the Westbury white horse. Look at photographs of the hill and surrounding countryside, you may have even seen it for yourself!

Imagine you have been asked to create a new local hillside chalk art. Create a hillside landscape with paint. Make the scenery as creative and interesting as possible (but remember you need hills!). Click [here](#) for useful YouTube art tutorials on hill landscapes. Leave the painting to dry and then create your white shaped design. You can use white paint or authentic white chalk! You might like to design an animal, something personal or meaningful for these current times!


PSHE:

Activity 4: Being 'patient'

Millie uses the phrase 'Everything comes to he who waits' - what does this mean? Discuss at home what having 'patience' means? Can you find any more famous phrases about waiting patiently? Consider why patience is important right now? Using the slogan 'Everything comes to those who wait' create a poster with this positive message for our current times. Think about who needs to be patient and showing what good things will come if we wait?

Design and Technology

Activity 5: Design and make a kite.



Plan, design and create a kite that could be flown on Wood Hill.

Carefully consider the shape, materials, and structure required to ensure it flies. Research structures and materials of kites. Why are certain shapes and features chosen? What materials do you have available that could work effectively? How will you construct it? What does it need to have to make it fly? Will you decorate it? The next exciting part is to wait for a very **windy** day so you can test your design and fully evaluate it. What worked well? What could you improve? We would love to see your kites!

Extra challenge: can you use recycled materials to make it an eco-kite?

Finally,

Don't forget to send us an email to say hello, tell us how you are getting on and what you have been up to. Remember next week is a half term holiday so there'll be no home learning from us. Have fun and stay safe.

