

Year 1 Home Learning Summer Term 1 Week 4

Hello Year 1! Well done on another week of home learning. We have seen some great frog creations. It was lovely to see your hard work and effort. We also love seeing all the different creative things you have been doing at home so keep sending them in! Please let us know if you have had trouble accessing the phonics or any of the other tasks. We hope you are all doing well and are enjoying yourselves as much as you can. We are really missing being with you. We would like you to aim to do one English activity, one Maths activity and one Topic activity each day, if possible. You should also be playing games on Numbots or TT Rockstars and Spelling Shed each day. It is also important to read and listen to stories as frequently as possible. Look on the school website for stories from school staff; there is a new one every day for you to enjoy! We love it when you share your home learning with us. Please keep sending your photos in to the school website or sharing them on our school Facebook page, or don't forget you can now e-mail the Year 1 team at Year1StJohns@educ.somerset.gov.uk.

Mrs Jenkins and Mr Coombs

English (as well as Spelling Shed)

Daily phonics lessons available on YouTube: https://www.youtube.com/channel/UCo7fbLgY2oA_cFCIg9GdxtQ

This is the scheme that we follow in school, the structure of the lessons will be familiar to the children. New lessons are uploaded daily and are available for 24 hours.

Mrs Mead's Phonics Group – Set 1 sounds

Mrs Oakley's Phonics Group – Set 2 sounds

Mr Coombs, Mrs Jenkins and Mrs Fear's Phonics Groups – Set 3 Sounds

Set 1	Time (AM)
Speed Sounds	9.30
Word Time	9.45
Spelling	10.00
Set 2	-
Speed Sounds and Word Time	10.00
Spelling	10.15
Set 3	-
Speed Sounds and Word Time	10.30
Spelling	10.45
Stories	Time (PM)
Storytime (Mon, Weds, Fri)	2.00

- Can you use the suffixes 'er' and 'est' to change these words? What happens to the meaning of the word when we add the different suffixes. When would we use each of them?

1. Fill in the table below.


root word	add 'er'	add 'est'
tall	_____	_____
quick	_____	_____
thick	_____	_____
light	_____	_____
fast	_____	_____
fresh	_____	_____
bright	_____	_____
cold	_____	_____
warm	_____	_____

- Choose 3 of the words from the list above and put them into a sentence.
- Read your story map of The Rainbow Fish to someone at home. Can you retell the whole story by just looking at your story map?
- Have a go at writing the first half of the story of The Rainbow Fish using your story map to help. Try not to copy from the book or video when writing this. You may want to use the book to help with some of the trickier words.


Maths (as well as daily Numbots or TT Rockstars)

We will be continuing with focusing on multiplication. Remember, multiplication can be seen as repeated addition. This week we will be looking at arrays.


- Practise counting in 2s, 5s, and 10s. Challenge: Can you count backwards?
- Watch the following video on BBC Bitesize about arrays:
<https://www.bbc.co.uk/bitesize/topics/zqbg87h/articles/z3tvcj6>
- Can you say which of these pictures are arrays?

What's an Array? 

An **array** is a group of objects, pictures, or numbers in columns and rows.
A **rectangular array** is a group of objects that are arranged in equal rows and columns.



Check all the pictures that show rectangular arrays.



- Look at the following pictures.
Can you complete the sentences for each array?

There are ___ apples in each row.
There are ___ rows.
___ + ___ + ___ = ___
There are ___ apples altogether.



- Do the same for the following arrays:



- Using different resources, can you create your own arrays? Use the sentences above to talk through your arrays.
- Challenge:

Amir and Whitney are making arrays.



Who has made a mistake? Explain why.

Topic

Our new topic this half term is **Under the Sea**.

- What are reptiles? Find out facts about reptiles.
- Design your own ice cream to sell at the seaside. What flavours will you use?
- Have a go at creating your very own ice cream! Use the ingredients shown in the video or try and create your own design. <https://www.bbc.co.uk/cbeebies/makes/justins-house-little-monsters-yummy-yoghurt-freeze>

You may want to make an ice lolly instead.

<https://www.bbc.co.uk/cbeebies/makes/down-on-the-farm-how-to-make-raspberry-ice-lollies?collection=easy-cooking-with-kids-recipes>

- Design the front of a seaside postcard. What would you include?
The Beach, A Pier, The Sea, Ice Cream, Fish and Chips, Sandcastles or something else?
- Can you spot the 10 differences?

