

Year 1 Home Learning Summer Term 1 Week 3

Hello Year 1! Well done to those who have managed to complete some of last week's tasks. We loved guessing all your different sea creatures and have been impressed with your maths reasoning skills. We also love seeing all the different creative things you have been doing at home, from gardening to cooking! Please let us know if you have had trouble accessing the phonics or any of the other tasks. We hope you are all doing well and are enjoying yourselves as much as you can. We are really missing being with you. We would like you to aim to do one English activity, one Maths activity and one Topic activity each day, if possible. You should also be playing games on Numbots or TT Rockstars and Spelling Shed each day. It is also important to read and listen to stories as frequently as possible. Look on the school website for stories from school staff; there is a new one every day for you to enjoy! <https://www.stjohnsfrome.co.uk/storytime-ks1> We love it when you share your home learning with us. Please keep sending your photos in to the school website or sharing them on our school Facebook page.

Mrs Jenkins and Mr Coombs

English (as well as Spelling Shed)

Daily phonics lessons available on YouTube: https://www.youtube.com/channel/UCo7fbLgY2oA_cFCIg9GdxtQ

This is the scheme that we follow in school, the structure of the lessons will be familiar to the children. New lessons are uploaded daily and are available for 24 hours.

Mrs Mead's Phonics Group – Set 1 sounds




Mrs Oakley's Phonics Group – Set 2 sounds

Mr Coombs, Mrs Jenkins and Mrs Fear's Phonics Groups – Set 3 Sounds

Set 1	Time (AM)
Speed Sounds	9.30
Word Time	9.45
Spelling	10.00
Set 2	-
Speed Sounds and Word Time	10.00
Spelling	10.15
Set 3	-
Speed Sounds and Word Time	10.30

Spelling	10.45
Stories	Time (PM)
Storytime (Mon, Weds, Fri)	2.00

- Can you use the prefix 'un' to change these words? What happens to the meaning of the word when we add the prefix 'un'? E.g. happy unhappy
 - kind
 - tidy
 - do
 - fair
 - lucky
- Can you come up with your own words that you can add the prefix 'un' to?
- Listen again to The Rainbow Fish on the school website. <https://www.stjohnsfrome.co.uk/storytime-ks1>
- Can you answer the following questions about the story?
 - How did Rainbow Fish feel when blue fish asked him for a scale?
 - How did Rainbow Fish feel when nobody else talked to him?
 - How did Rainbow Fish win his friends back?
- Can you create a story map of the Rainbow Fish? See below for examples of how to create a story map when we read Funnybones. Remember to replace the words with a picture!



Maths (as well as daily Numbots or TT Rockstars)

We will be continuing with focusing on multiplication. Remember, multiplication can be seen as repeated addition.

- Use your counting skills from last week to help answer the following questions:

1 How many muffins are there altogether?

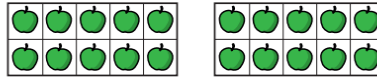


There are muffins on each tray.

There are trays.

There are muffins altogether.

2 How many apples are there altogether?



There are apples on each ten frame.

There are ten frames.

There are apples altogether.

- Can you complete the missing numbers from the number tracks? Challenge: Can you make your own missing number track?

4 Complete the number tracks.



- Can you fill in the missing sections?

1 Complete the sentences.



There are apples in each bag.

There are bags.

There are equal groups of

There are apples altogether.

$$\square + \square + \square + \square = \square$$

- Use resources (e.g. lego bricks, sticks, pasta) to show the following number sentences. Make sure your groups are equal.
 - $2 + 2 + 2 + 2 + 2 =$
 - $5 + 5 + 5 + 5 =$
- Challenge time! Can you work out the following problem?

Rosie and Eva have equal groups of either 2, 5 or 10



Each of their totals is less than 40

Rosie has 5 equal groups.

Eva has 3 equal groups.

Eva's total is more than Rosie's total.


What could they be counting in?

Use equipment to help you.

Topic

Our new topic this half term is **Under the Sea**.

- What is an amphibian? Find out facts about amphibians.
- Draw your own frog and label the common parts. Challenge: Can you draw and label another amphibian?



- Create your own 3D frog! Here are some examples:



Maybe create an origami frog?

https://content.twinkl.co.uk/resource/6f/09/T-T-20770-Origami-Frog-Hoppers-Activity-Instructions.pdf?_token_=exp=1588070967~acl=%2Fresource%2F6f%2F09%2FT-T-20770-Origami-Frog-Hoppers-Activity-Instructions.pdf%2A~hmac=eda4963941da409495b9a9dbc30a38d48efbb19af2218ab6d86fa74e22d46427

- Can you create the sounds of the sea? You can use anything you like to make different noises. Think about what you might hear at the beach or out at sea.
- Log into purple mash and write about the senses at the seaside. Check your 'To Dos' to find the set task.
www.purplemash.com